

Bellissima

LA LUCENTEZZA
DEI MARMI PIÙ PREGIATI
 **PLASMA 3D.**

 Plasma 3D

COLOR CARD

PLASMA 3D
PARETI, PAVIMENTI E SOFFITTI TRIDIMENSIONALI
MADE IN ITALY.

LOGGIA®

PLASMA 3D
CRACLÈ I MARMI EFFECT

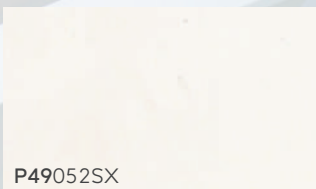


Scopri
PLASMA 3D




LUCE
MATERIA
E FORZA.


Plasma 3D




P49052SX




P49051SX




P49049SX



P49044SX



P49050SX



P49150SX*

Scopri
PLASMA 3D
I MARMI



PLASMA 3D
MARMO SPATOLATO MULTICOLOR EFFECT



*PLASMA 3D (Può essere applicato anche su pavimenti con riscaldamento sottostante; la Temperatura della superficie del massetto si aggira intorno a 29-35°C e non compromette la tenuta e l'aderenza del prodotto applicato.)

i Per ulteriori info applicative consultare la scheda tecnica.

PLASMA 3D[®]

PER OGNI SUPERFICIE

CICLO PLASMA 3D: **PARETI E PAVIMENTI CON MATTONI, MARMI, PIASTRELLE, CERAMICHE E AUTOLIVELLANTI CEMENTIZI.**



STUCCO P3D FLOOR (stucco in polvere)
(2 MANI) in modo da ottenere la copertura totale delle fughe.
Per superfici critiche, in caso di tracce per impianti o in caso di superfici in cemento, è necessario inserire una **rete fibrata** al momento dell'applicazione della prima mano di STUCCO P3D FLOOR.



Dopo 6-8 ore carteggiare con carta abrasiva 80/100 e rimuovere la polvere residua.

PRIMER P3D FLOOR

Pronto all'uso.

Attendere 1-2 ore l'essiccazione del prodotto.



INTERMEDIAL P3D FLOOR

(1 - 2 MANI) bianca o colorata.

IN CASO DI PARETI LISCE SENZA PIASTRELLE



Applicare **STUCCO P3D WALL** (stucco in pasta) 1-2 MANI.
In presenza di microcavillature dell'intonaco inserire una rete fibrata tra la prima e la seconda mano e se necessario applicare una terza mano.

Attendere 6-8 ore l'essiccazione del prodotto e procedere con l'applicazione di:



PRIMER P3D WALL

Pronto all'uso.

Attendere 1-2 ore l'essiccazione del prodotto.



UNIVERSAL PRIMER

(1 - 2 MANI) bianca o colorata.

IN ENTRAMBI I CASI APPLICATIVI:

Attendere 4-6 ore l'essiccazione del prodotto e procedere con l'applicazione del: **Plasma 3D**



PLASMA 3D Linea i Marmi

(Pronto all'uso).

Applicare il prodotto con frattazzo in maniera uniforme lisciando la superficie in varie direzioni.

Dopo 3-4 ore applicare la seconda mano e se necessario sfumare con diverse tonalità in base all'effetto desiderato a prodotto bagnato. (sono consigliate 2-3 mani).

È POSSIBILE APPLICARE DUE DIVERSE TIPOLOGIE

DI VETRIFICANTE A SECONDA DELLE NECESSITÀ:



Dopo 48 ore applicare due mani di **MICROVETRO BI OPACO O LUCIDO** (**consigliato per i colori chiari**)

(Applicare la seconda mano a distanza di 4-6 h per il vetrificante Opaco e 6-8 h per il Lucido).

(Per pavimenti sono consigliate 2-3 mani) a seconda della frequenza del calpestio.



Dopo 48 ore applicare due mani di **EPOXY VETRO**

Attendere 24h tra la prima e la seconda mano.

(Per pavimenti sono consigliate 2-3 mani)



PLASMA 3D
I MARMI EFFECT
CON CRISTALLO LIQUIDO

Bellissima

Plasma 3D



LINEA PLASMA 3D I MARMI CRISTALLO LIQUIDO

Finitura epossidica bicomponente, trasparente a spatola, protettivo a specchio. Conferisce la lucentezza dei cristalli, applicabile come ultima mano di finitura per il PLASMA 3D.

APPLICAZIONE:

Per ottenere un effetto a specchio, dopo la prima mano di **MICROVETRO MONO LUCIDO** a prodotto essiccato, dopo circa (6-8 ore) è possibile applicare :

CRISTALLO LIQUIDO (2 MANI)

applicandolo con frattazzo inox in modo uniforme. Attendere 24h tra la prima e la seconda mano. (per le specifiche applicative consultare la scheda tecnica).

APPLICAZIONE FACOLTATIVA:



Dopo 24-48 ore è possibile applicare 1-2 mani di **CERAMARMI** per proteggere la superficie, prevenire l'usura e conservare la brillantezza del vetrificante.

*Ulteriori informazioni tecniche e video applicativi sono disponibili visitando il nostro sito e sul nostro canale youtube.



PLASMA 3D
MARMO INCISO EFFECT (PARETE)
SNAKE EFFECT (PORTA)



I COLORI RAPPRESENTATI DEVONO ESSERE CONSIDERATI COME ELEMENTO INDICATIVO E NON COSTITUISCO RIFERIMENTO ASSOLUTO

PLASMA 3D®



Dalla linea Bellissima nasce **PLASMA 3D**, infiniti effetti decorativi in un unico prodotto, applicabile su qualsiasi superficie e Plasmabile in una moltitudine di effetti: dal Coccodrillo, Legno, Snake, Marmo rigato, Viper, Wild, Vintage, Granito, alla linea degli stencil.

La nuova linea esclusiva **PLASMA 3D i Marmi** ricrea le venature più pregiate a tuo piacimento ed in tutte le nuances che desideri, per rendere unico e prezioso il tuo ambiente.

P49131SX

P49132SX


P49133SX

P49134SX


Cartella Colori Plasma 3D riferimento colore reale




P49137SX



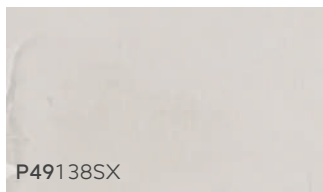
P49143SX




P49099SX




P49053SX




P49138SX




P49144SX




P49100SX




P49045SX




P49139SX



P49145SX



P49101SX




P49055SX

E


MOZIONE E MATERIA, PLASMA 3D.
LA TUA CASA. IL TUO SPAZIO. IL TUO MONDO.




Cartella Colori Plasma 3D riferimento colore reale




P49140SX




P49146SX




P49102SX




P49056SX




P49141SX




P49147SX



P49103SX




P49123SX




P49142SX



P49148SX



P49104SX




P49124SX

LOGGIA®




PLASMA 3D APPLICABILE SU OGNI SUPERFICIE


Cartella Colori Plasma 3D riferimento colore reale




P49151SX




P49154SX



P49069SX




P49127SX




P49152SX




P49155SX




P49061SX




P49128SX



P49153SX



P49156SX



P49126SX




P49118SX





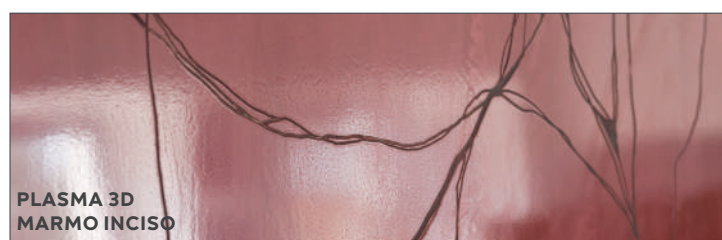

PLASMA 3D
CROCODILEEFFECT
PLASMA LISCIO EFFECT



P49135SX



P49136SX




PLASMA 3D
EFFETTOSPATOLATO
PARETE&PAVIMENTO



Plasma 3D


Pareti & Pavimenti
in 5000 colori



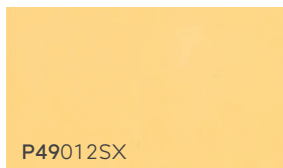
PLASMA 3D
PARETI&PAVIMENTI

PLASMA 3D
MARMO RIGATO EFFECT (PARETE)
& GRANITO EFFECT
(MOBILE ROSSO)

Plasma 3D



P49006SX




P49012SX



P49024SX



P49120SX



P49047SX




P49110SX




P49114SX



P49117SX



P49048SX



P49074SX



PLASMA 3D
MARMORIGATO EFFECT &
VINTAGE EFFECT
con **STUCCO ORO**

P49066SX

P49036SX

P49067SX

P49068SX

P49121SX

P49122SX

Plasma 3D & Stucco Oro Nuances

per creare effetti unici e sfumature preziose.

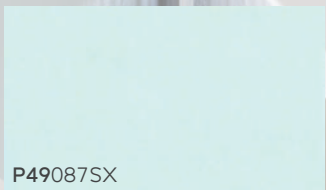
Laminatura lucida oro applicabile sul Plasma 3D come mano di finitura, conferendo un effetto metallico ed elegante

Cartella Colori Plasma 3D riferimento colore reale




Ringraziamo per la collaborazione nella realizzazione degli ambienti
I PLASMATORI:


MICHELE CUDEMO, LUIGI DISCA & CRISTIANO MOTTO




P49087SX




P49090SX




P49088SX



P49091SX



P49089SX



P49092SX

PLASMA 3D
WOOD EFFECT

PLASMA 3D
WOOD EFFECT

PLASMA 3D
CROCODILE EFFECT

PLASMA 3D
GRANITO EFFECT

PLASMA 3D
VINTAGE EFFECT

PLASMA 3D
WILD EFFECT

PLASMA 3D
SNAKE EFFECT

PLASMA 3D
STENCIL A STRAPPO

PLASMA 3D
STENCIL EFFECT

Scopri tutti gli
effetti del
PLASMA 3D

Plasma 3D



IL COLORE CAMBIA PROSPETTIVA DIVENTA 3D

Plasma 3D



LOGGIA
industria vernici

LOGGIA INDUSTRIA VERNICI

Via Colle d'Alba di Levante, Sabaudia. Email: commerciale@loggia.it

www.loggia.it